

Pnb Net Banking User Guide

As recognized, adventure as without difficulty as experience nearly lesson, amusement, as skillfully as promise can be gotten by just checking out a book **pnb net banking user guide** then it is not directly done, you could believe even more something like this life, with reference to the world.

We provide you this proper as with ease as simple way to get those all. We allow pnb net banking user guide and numerous ebook collections from fictions to scientific research in any way. among them is this pnb net banking user guide that can be your partner.

A keyword search for book titles, authors, or quotes. Search by type of work published; i.e., essays, fiction, non-fiction, plays, etc. View the top books to read online as per the Read Print community. Browse the alphabetical author index. Check out the top 250 most famous authors on Read Print. For example, if you're searching for books by William Shakespeare, a simple search will turn up all his works, in a single location.

Pnb Net Banking User Guide

2. How to use Internet Banking Logging in Internet Banking- Open www.netpnb.com, Click on 'Corporate User'. Corporate Admin logs in Internet Banking with Corporate ID, Admin User ID & password. Other users will use Corporate ID, their respective User ID & Login password. On first login, user will be prompted to enter OTP (One Time Password)

User Guide for Corporate Internet Banking Users S. No. Topic

2. How to use Internet Banking Logging in Internet Banking- Visit www.netpnb.com, Click on 'Retail User'. Enter "User id" and click on "Continue". (By default, User ID is Customer ID). Enter your password & Click on login button. Read and agree to "I Accept Terms & Conditions".

Bookmark File PDF Pnb Net Banking User Guide

Retail User Guide - PNB Internet Banking Services

PNB Mobile Banking App User Guide Version 1. September 2019 Page 3 1 APPLY FOR A PNB CREDIT CARD 1.1 New Application 1.1.1 Pre-Login (for new customers with no existing account on PNB Internet Banking) Step 1 Go to the PNB Cards page at www.pnbcards.com.ph and click the “Apply online for a PNB Credit Card” button to start your application.

PNB INTERNET BANKING

The first time you log in to PNB Internet Banking, you shall be asked to enter the Online Activation Code (OAC) sent to your registered e-mail address. Then, click Continue. Once successfully logged-in, PNB Internet Banking, you will be directed to the MY ACCOUNTS page.

PHILIPPINE NATIONAL BANK

Enter your ATM card number (the 16-digit number on the front of your card) and ATM PIN (the six-digit number you use to access your account via ATM). Create your user ID and password. Complete the...

PNB Online Banking Guide to Balance Check, Sending Money ...

9. PNB C@shNet login screen will be displayed. Login again with new password. 10. You will receive two (2) email confirmations. 1) Successful initial login

EURZVHU UHFRPPHQGHG YHUVLRQ WR - Philippine National Bank

To access Internet Banking Services you need a PC (preferably Pentium with Windows 98 or above), a Browser (Microsoft Internet Explorer 5.5 or Netscape Navigation 6.0 or later version) and a connection to Internet. You will also need User Id and password(s) provided to you by the branch. Once you are connected to Internet, visit Bank's website, www.drukpnbbank.bt and Click the link

Bookmark File PDF Pnb Net Banking User Guide

provided by Internet Banking Services and login. The Internet Banking page will be displayed.
Unbeatable ...

User Guide for Retail Internet Banking Users:

PNB-Verify is a device binding solution for Retail Internet Banking users, by which user can authenticate transaction using Mobile Application through App notification instead of using the SMS based OTP, as second factor of authentication. To enroll for PNB Verify navigate as: Personal Settings -> Enroll for PNB Verify

Punjab National Bank - PNB Internet Banking Services

In order to further strengthen our Internet Banking system and make the system more secure from various cyber attacks, "PNB IBS Shield" has been introduced for all Corporate Users. Under IBS Shield, a User has to set his Image, Phrase & register for seven Challenge questions.

PNB Corporate Internet Banking - pnbindia.in

Know Your User ID. Security tips. 1. Do not reveal passwords over phone/email etc. to any person including Bank. 2. Change your password regularly. Keep your password a combination of alphabets, special characters and numbers. 3. Use on-screen KEYPAD for logging when you are not using your own PC.

PNB E-Banking:Existing users login - PNB Internet Banking ...

Know Statewise GSTIN Protect My Account Manage My Cards Block Net Banking Contact Us Complaint Submit Feedback FAQ Inclusive Banking Doorstep Banking Service for banking 1800 180 2222 & 1800 103 2222 (Toll Free)

PNB Downloads Forms - Punjab National Bank India

Bookmark File PDF Pnb Net Banking User Guide

PNB Net Banking Registration & Login. Customers with a valid PNB account and a debit card can register for retail internet banking services. After accessing the bank website choose the option of retail internet banking. Then click, New User. Choose the mobile banking or internet banking or both the options as per the requirement.

PNB Net Banking | An Expert Guide For Internet Banking

PNB is regulated by the Bangko Sentral ng Pilipinas (BSP). Contact Details: consumeraffairs@bsp.gov.ph. Member: PDIC. Deposits are insured by PDIC up to P500,000 per depositor. The materials on this website are the property of the Philippine National Bank and are protected by copyright and intellectual property laws.

PNB Credit Cards Mobile App and Internet Banking

pnb corporate internet banking

pnb corporate internet banking - YouTube

PNB-Verify is a device binding solution for Retail Internet Banking users, by which user can authenticate transaction using Mobile Application through App notification instead of using the SMS based OTP, as second factor of authentication. To enroll for PNB Verify navigate as: Personal Settings -> Enroll for PNB Verify

Punjab National Bank Internet Banking






Like many other banks, Punjab National Bank provides its customers with the facility to check their balance through a number of ways. You can check your balance through net banking, through SMS, through mobile banking and visiting the nearest PNB ATM. You can easily check your PNB account balance by following these simple steps.

Bookmark File PDF Pnb Net Banking User Guide

Here's how you can check your PNB account balance: Step-by ...

Steps to Sign up for PNB Internet Banking: Go to pnbindia.in/retail-internet-banking.html (official PNB net banking portal) Click "Internet Banking Login" It will open a new page to enter Login Id.

PNB Internet Banking - Steps to Register and Use PNB Net ...

How to Change PNB Internet Banking Login Id Easily (Create Easy to Remember Login Id in PNB)
PNB       ? Like Us On Facebook :- <https://w...>

How to Change PNB Internet Banking Login Id Easily (Create ...

Click here for more information × FEEDBACK. Please provide your feedback

Copyright code: d41d8cd98f00b204e9800998ecf8427e.